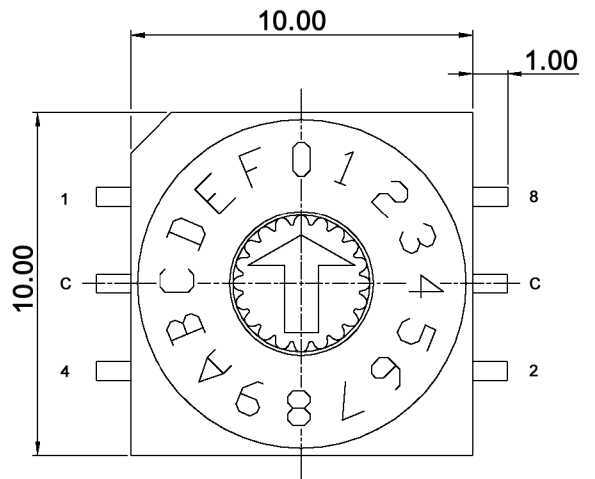
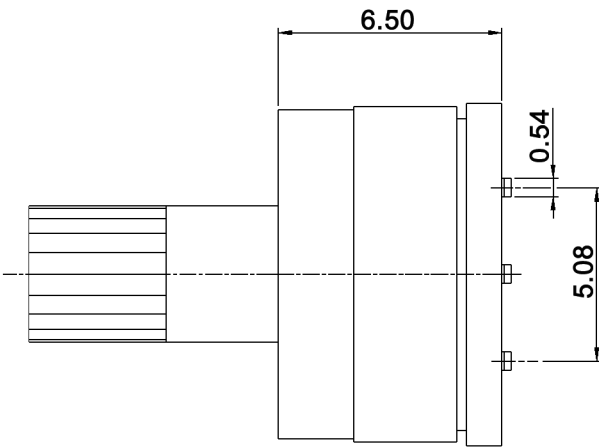
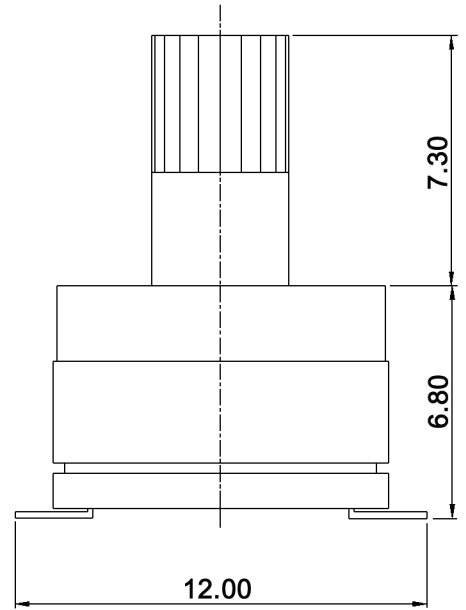
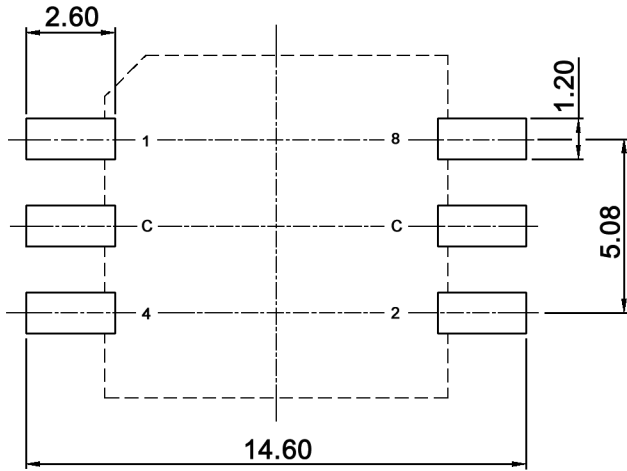


P.C.B. DIMENSION



coplanarity failure +/-0.05mm max.

Hexadecimal

	Real coded			
	1	2	4	8
0				
1	●			
2		●		
3	●	●		
4			●	
5	●		●	
6		●	●	
7	●	●	●	
8				●
9	●			●
A		●		●
B	●	●		●
C			●	●
D	●		●	●
E		●	●	●
F	●	●	●	●

Compliance: RohS III (2015/863/EU)

Tolerances:			Date	Name
			01/08	dr
Material	02/21	dr		
Contact rating	08/14	dr		
Temperatures	12/12	dr		
IP rating	07/09	dr		
Operating temperature	11/08	dr		
Coplanarity failure	08/08	dr		
Modifications	Date	Name		

SMR 61016

30 13 67

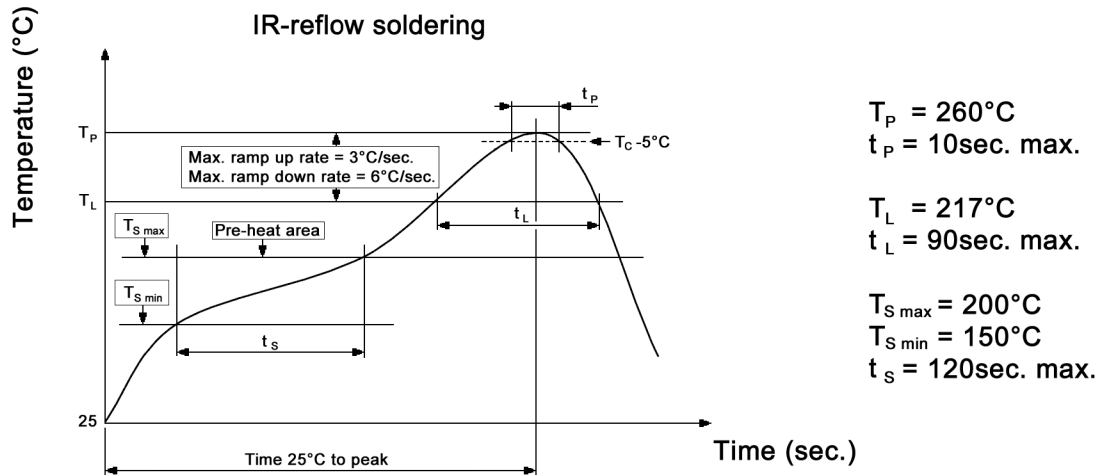
knitter-switch

Page

1/2

Specifications:

Contact rating: non-switching: 200mA, 42V
 switching: 150mA, 42V
Contact resistance: 80mOhm max.
Insulation resistance: 100MOhm min. at 250V DC for 1 minute +/-5sec.
Dielectric strength: 250V AC (50/60Hz) for 1 minute
Operating temperature: -60°C to +125°C
Storage temperature: -60°C to +125°C
Mechanical life: 10 000 cycles
Operating force: 700gf/cm max.
Material: Cover / base: LCP, gray
 Actuator: PA66, ivory
 Terminal / contact: phosphor bronze, min. 0.07µm gold plated
 over min. 0.1µm nickel
 PCB: epoxy seal, 0.05µ min. gold plated
 O-ring: silicone, black
IP rating: IP67
Soldering conditions:



Compliance: RohS III (2015/863/EU)

Tolerances:			Date	Name	<h1>SMR 61016</h1>
			01/08	dr	
Material	02/21	dr			
Contact rating	08/14	dr			
Temperatures	12/12	dr			
IP rating	07/09	dr			
Operating temperature	11/08	dr	knitter-switch		<h2>30 13 67</h2>
Coplanarity failure	08/08	dr			
Modifications	Date	Name			Page 2/2